



REVIEWED

By Celena Shrum at 9:28 am, Mar 29, 2023

3/27/2023

Worklist: 6292

<u>LAB_CASE</u>	<u>ITEM</u>	<u>ITEM_TYPE</u>	<u>DESCRIPTION</u>
C2023-0629	1	UCK	AM 2 Urine Toxi A
M2023-1081	2	UCK	AM 2 Urine Toxi A





AM 2: De-Tox Tube A Urine Extraction

Extraction Date 3/27/23

Analyst: Anne Nord

Negative Urine Lot: 12522

GC/MS ID: deadlift

Pre-Analytic:

- 1. *Positive Control Working Solution Preparation Instructions:*
Tube A positive control may be commercially obtained or prepared in-house. At a minimum, the control must contain at least one phenethylamine at an approximate concentration between 500 and 3000 ng/mL, and one opiate at an approximate concentration between 300 and 3000 ng/mL.
- 2. Verify Tune and Tune evaluation completed within the previous 7 days. Tune and Tune evaluation reports initialed and filed.
- 3. Create GCMS sequence to include controls, case blanks and case samples.

Analytic:

- 1. Remove working solutions, controls, and samples from cold storage.

(Optional Steps for Enzyme Hydrolysis- completed in addition to General extraction without Hydrolysis)

- 2a. In labeled round bottom Extraction tubes: add 4.5mL of case samples, and controls.
- 2b. Add 150uL of 2M acetate buffer, vortex.
- 2c. Add 100uL glucuronidase, cap and rock gently.
- 2d. Heat at 60C for 2 hours. Allow to cool before proceeding to step 3.
- 3. To each labeled De-Tox Tube add 5mL sample, Positive control: spike positive control working solution.
- 4. Place on tube rocker at ambient temp for approx. 10 minutes.
- 5. Centrifuge for approx. 10 min at ~2500-3000rpm.
- 6. Transfer solvent (upper layer) to new tube, and evaporate to ~100-300uL.
- 7. Transfer to labeled ALS vial with insert.
- 8. Place ALS Vials in appropriate location on GCMS rack and run using appropriate GCMS method.

Post-Analytic

- 1. Complete Data analysis on all samples and corresponding sample blanks
- 2. Did positive and negative control samples provide intended response? Yes
- 3. Sample Criteria for ID: RT +/- 0.2 min. (or 0.1 min. for phenethylamines)
- 4. Central File Packet to include: LIMS Worklist, Method Checklist, Working solution prep sheet(s), Positive control GCMS data printouts,



Toxicology AM method 2 control prep info

working solution 9890 ng/ml in meoh methamphetamine, 20879 ng/ml morphine

Stock solution 1mg/ml 100 ul morphine added to 9000 ul working solution lot 42722

ppd 6/16/22: Exp: 4/27/2023 lot 61622 by amn

Drug	lot	expiration
Methamphetamine	FE03132001	7/1/2025
Morphine	FE03232010	4/1/2025

AM 2 control add 500 ul working solution to 4500 ul negative urine and extract.

approximate concentration 989 ng/ml methamphetamine

approximate concentration 2088 ng/ml morphine

Instrument Name : Deadlift
 DC Polarity : Positive
 Filament 2
 Current Vacuum status :High Vacuum: 1.89E-05 Torr Turbo:100%

BasePeak should be 69 or 219		OK
Position of mass 69	69.00	OK
Position of mass 219	219.00	OK
Position of mass 502	502.00	OK
Position of isotope mass 70	70.00	OK
Position of isotope mass 220	220.00	OK
Position of isotope mass 503	503.03	OK
Ratio of mass 70 to mass 69(0.5 - 1.6%)	1.12	OK
Ratio of mass 220 to mass 219(3.2 - 5.4%)	4.34	OK
Ratio of mass 503 to mass 502(7.9 - 12.3%)	10.03	OK
Ratio of 219 to 69 should be > 40% and is	125.33	OK
Ratio of 502 to 69 should be > 2.4% and is	14.77	OK
Mass 69 Precursor (<= 3%)	0.30	OK
Mass 219 Precursor (<= 6%)	0.56	OK
Mass 502 Precursor (<= 12%)	0.63	OK

597x Air and Water Check
 Mon Mar 27 15:25:31 2023 Instrument: Deadlift
 D:\MassHunter\GCMS\1\5977\ATUNE.U US2238MA23

Testing for a leak in the system		
Ratio of 18 to 69 (<20%)	0.36	OK
Ratio of 28 to 69 (<10%)	4.73	OK
Electron Multiplier Voltage	1047	OK

Pass AMN 3/27/23

Tune portion of System Verification passed.

Autotune - 5977C

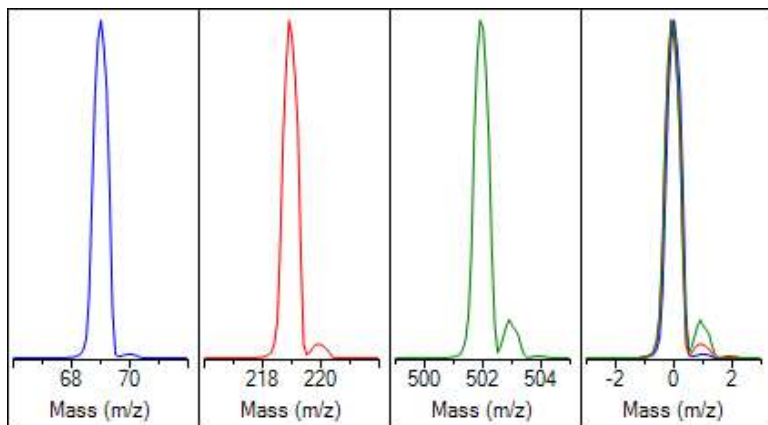
Tune timestamp: 3/27/2023 3:12 PM (UTC-07:00)

Deadlift

D:\MASSHUNTER\GCMS\1\5977\atune.u

Pass AMN 3/27/23

US2238MA23

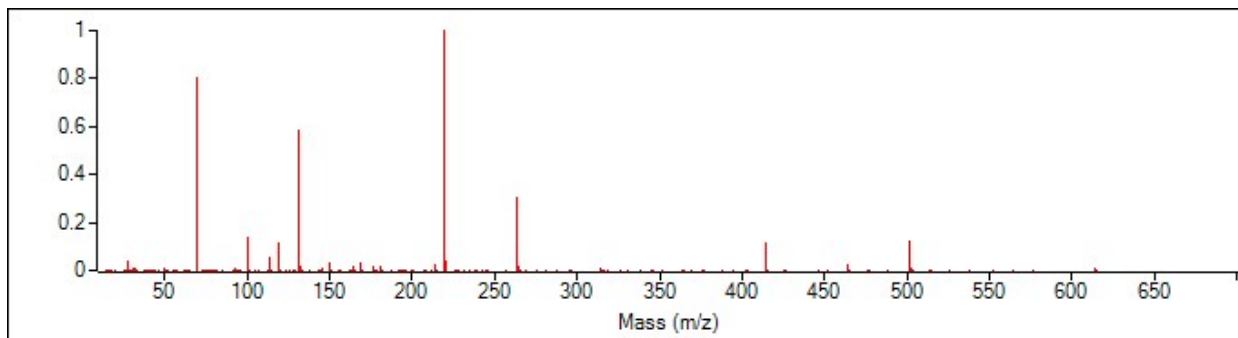


Ion Polarity	Pos	PFTBA	Open
Emission	34.6	Mass Gain	257
Electron Energy	70.0	Mass Offset	-24
Filament	2	Amu Gain	2911
Repeller	24.34	Amu Offset	136.50
Ion Focus	90.3	Width219	-0.027
Entrance Lens	22.7	DC Polarity	Pos
Ent Lens Offset	10.98	HED Enable	On
Ion Body	0.00	EM Volts	1047.1
Post Extractor 1	0	Extractor Lens	0.00
Post Extractor 2	0	Scan Speed	3
JetClean Flow Actual/[Setpoint]	0.00 [0.00]	Averages	3

Actual m/z	Abund	Rel Abund	Pw50
69.00	392,728	100.0%	0.60
218.90	493,088	125.6%	0.60
501.90	57,309	14.6%	0.59

Temperatures and Pressures			
MS Source	230	Turbo Speed	100.0
MS Quad	150	Hi Vac	2.07e-05

Low	High	Step	Speed	Threshold	Peaks	Base	Abundance	Total Ion
10.00	701.00	0.10	3	100	171	219.00	460,032	1,735,570



Target m/z	Actual m/z	Abund	Rel Abund	Iso m/z	Iso Abund	Iso Ratio
69.00	69.00	370,304	100.0%	70.00	4,361	1.2%
219.00	219.00	460,032	124.2%	220.00	20,312	4.4%
502.00	502.00	56,472	15.3%	503.00	5,584	9.9%

Air/Water Check: H2O ~0.4% N2 ~4.9% O2 ~0.9% CO2 ~0.1% N2/H2O ~1091.1%

Column(1) Flow: 2.47 Column(2): 0.00 ml/min Interface Temp: 250

Ramp Criteria:

Ion Focus maximum 90 volts using ion 502; Electron Multiplier Gain 124808.559

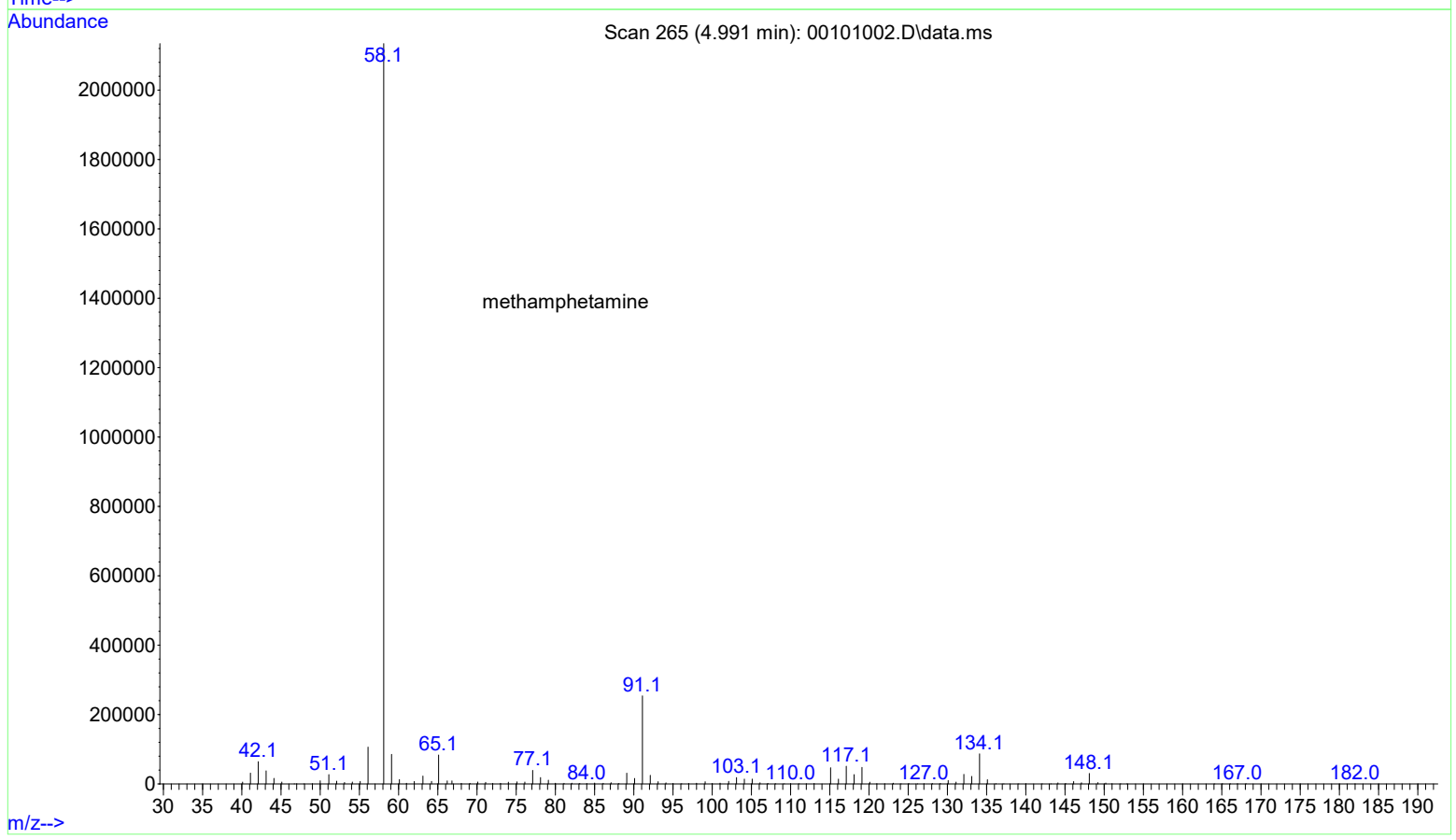
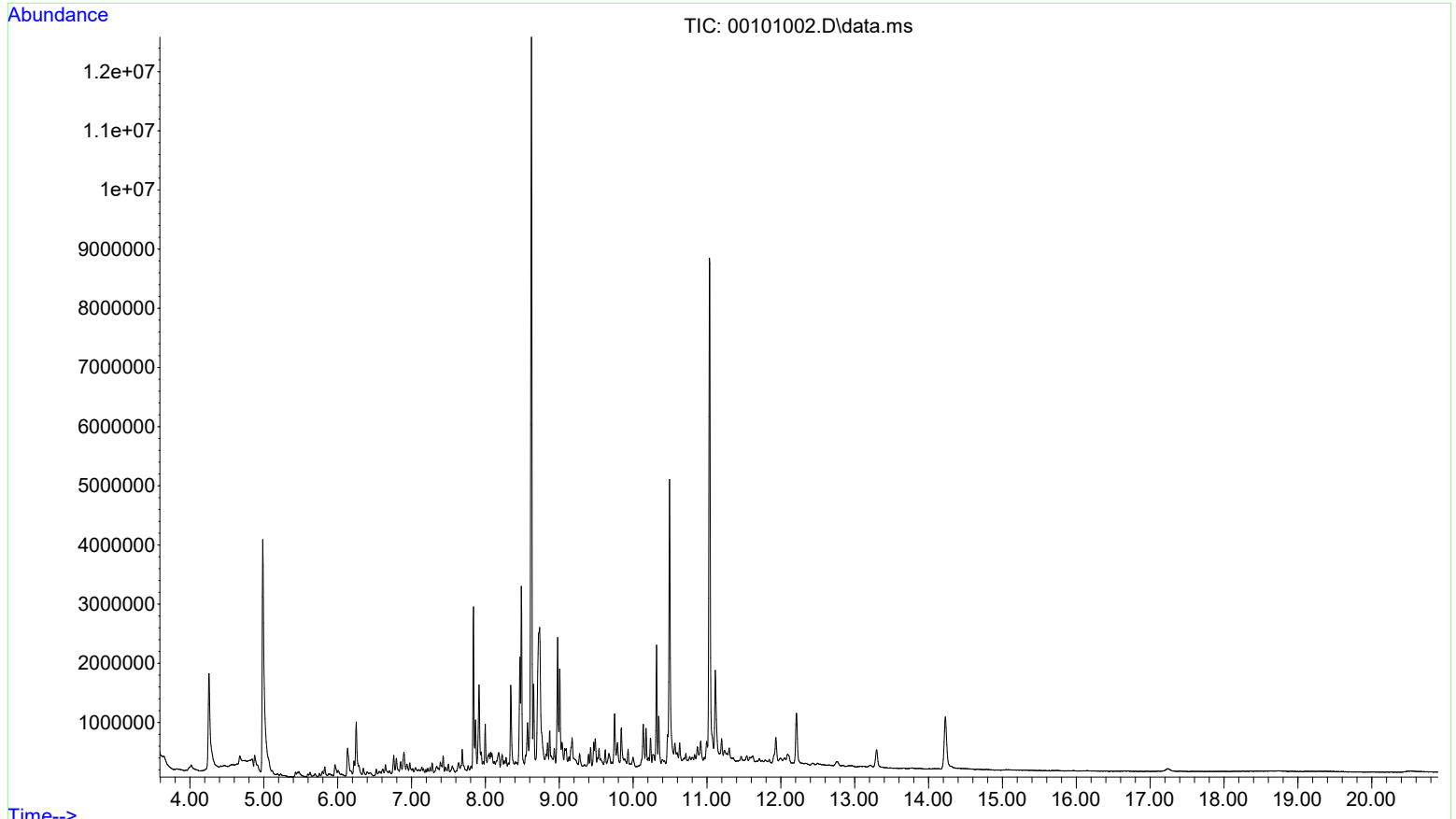
Repeller maximum 35 volts using ion 219; Gain Factor 1.2481

Mass Gain Values(Scan Speed): 268(3) 268(2) 286(1) 298(0) 351(FS1) 359(FS2)

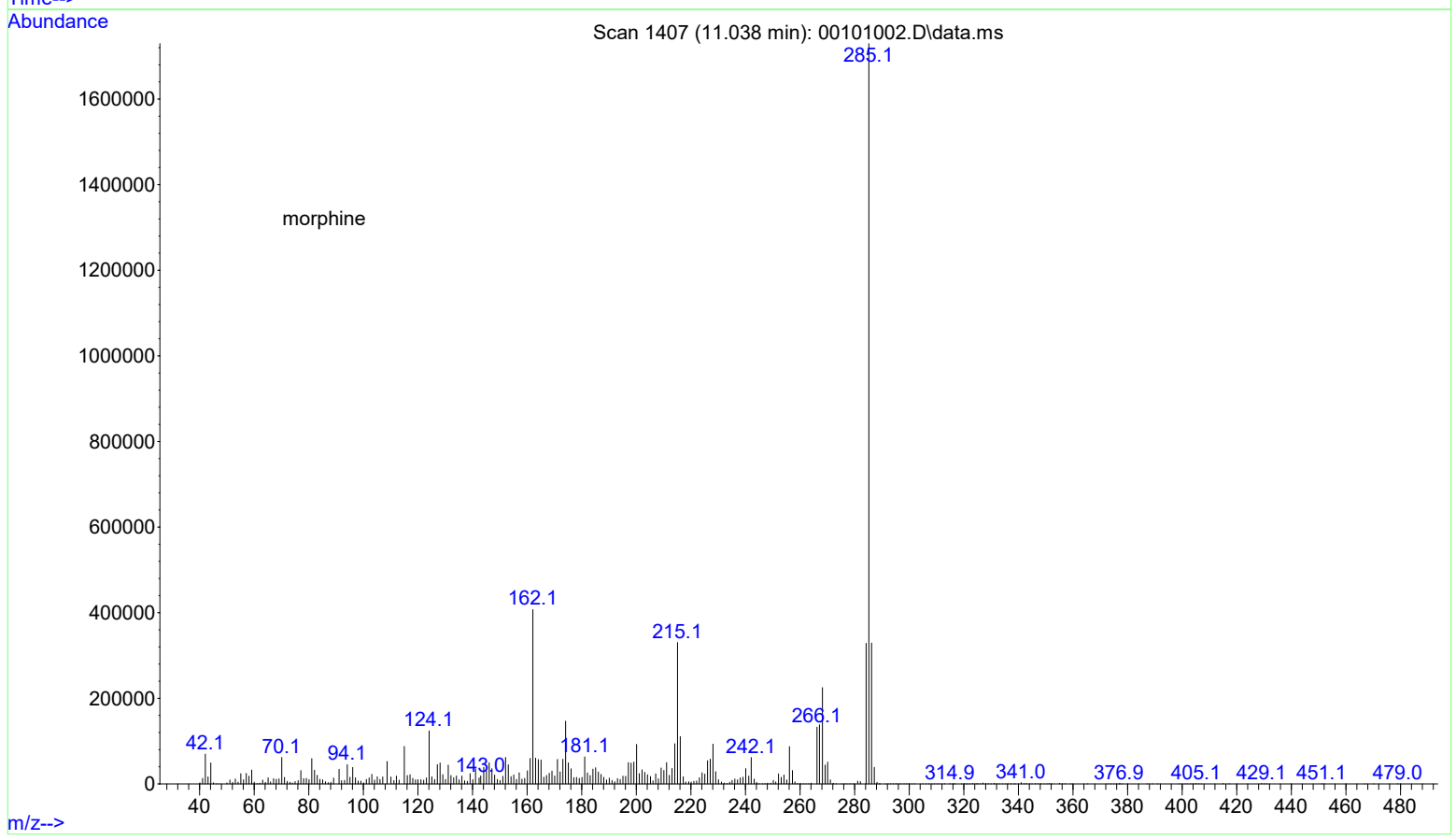
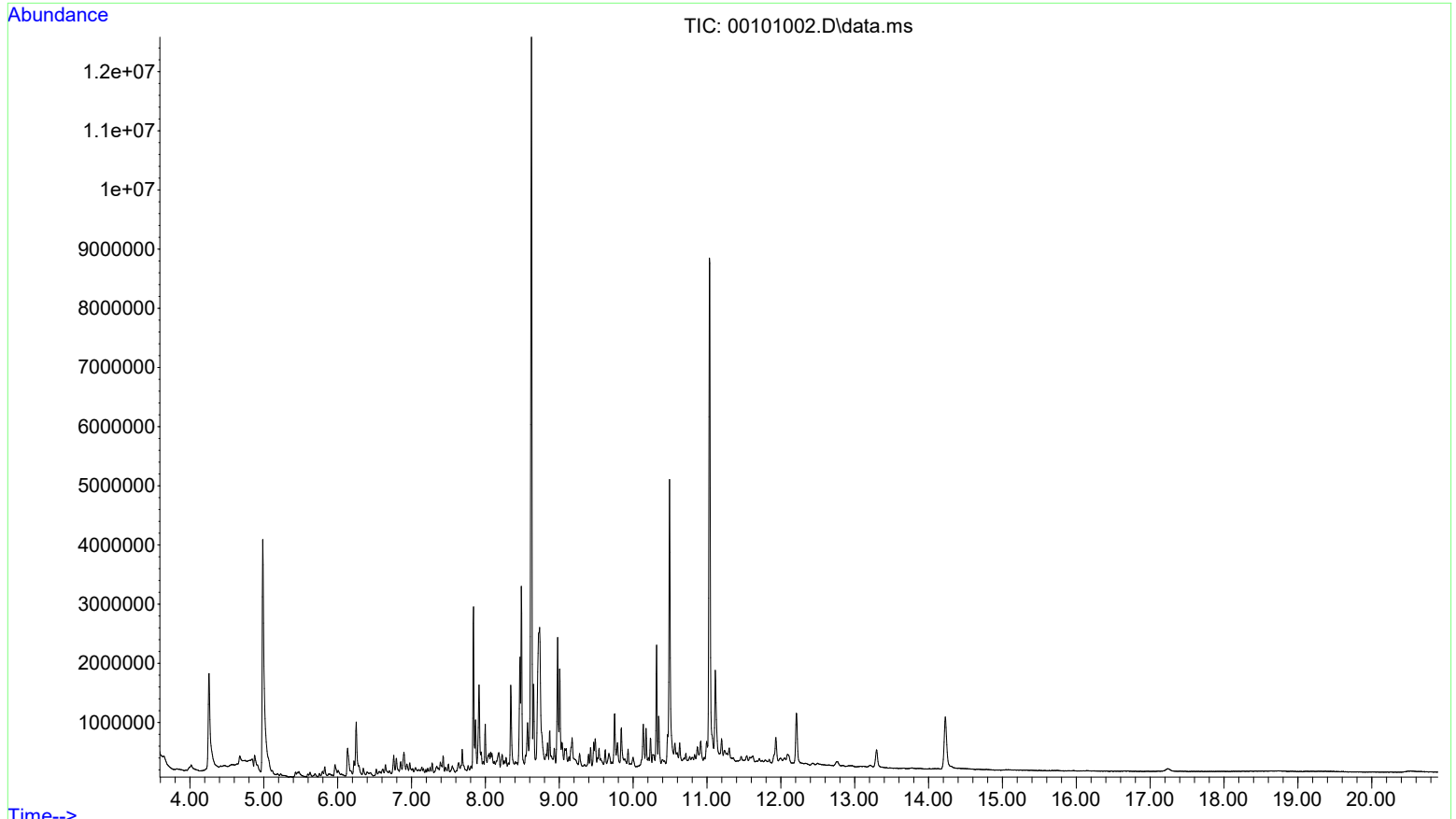
TARGET MASS:	50	69	131	219	414	502	1091
Amu Offset	136.5	136.5	136.5	136.5	136.5	136.5	136.5
Entrance Lens Offset	11.0	11.0	11.0	11.0	11.0	11.0	11.0

Report Created: 3/27/2023 3:13 PM (UTC-07:00)

F:\Hunter\GCMS\1\data\2023\032723\00101002.D
Acquired : 27 Mar 2023 15:55 using AcqMethod am2.M
Instrument : Deadlift
Sample Name: positive control urine
Misc Info : am2
Vial Number: 1



F:\Hunter\GCMS\1\data\2023\032723\00101002.D
Op: -----
Acquired : 27 Mar 2023 15:55 using AcqMethod am2.M
Instrument : Deadlift
Sample Name: positive control urine
Misc Info : am2
Vial Number: 1



F:\Hunter\GCMS\1\data\2023\032723\00201003.D
Acquired : 27 Mar 2023 16:19 using AcqMethod am2.M
Instrument : Deadlift
Sample Name: negative control urine
Misc Info : am2
Vial Number: 2

